

4

3


2

1

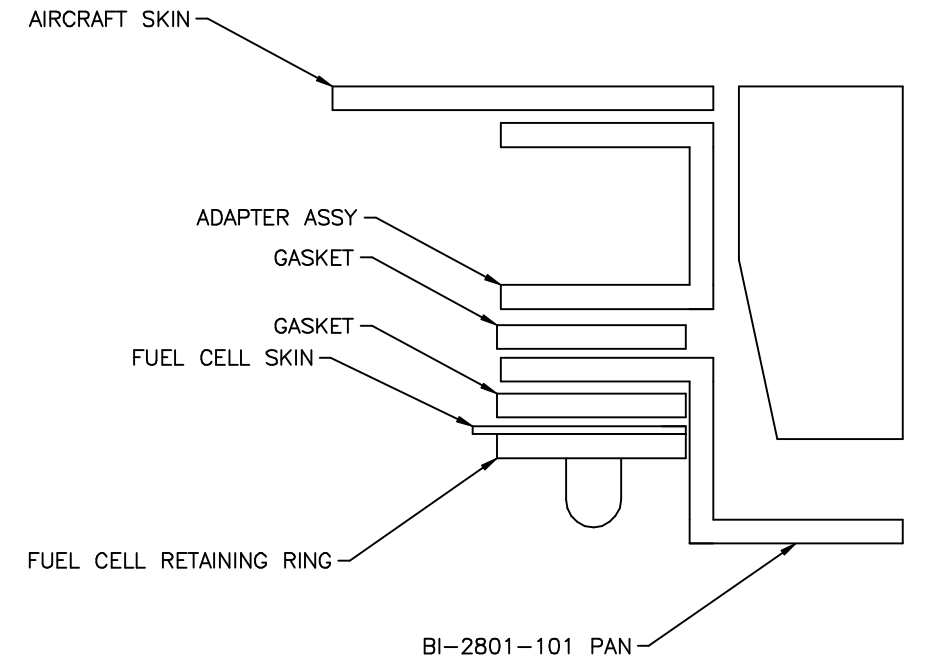
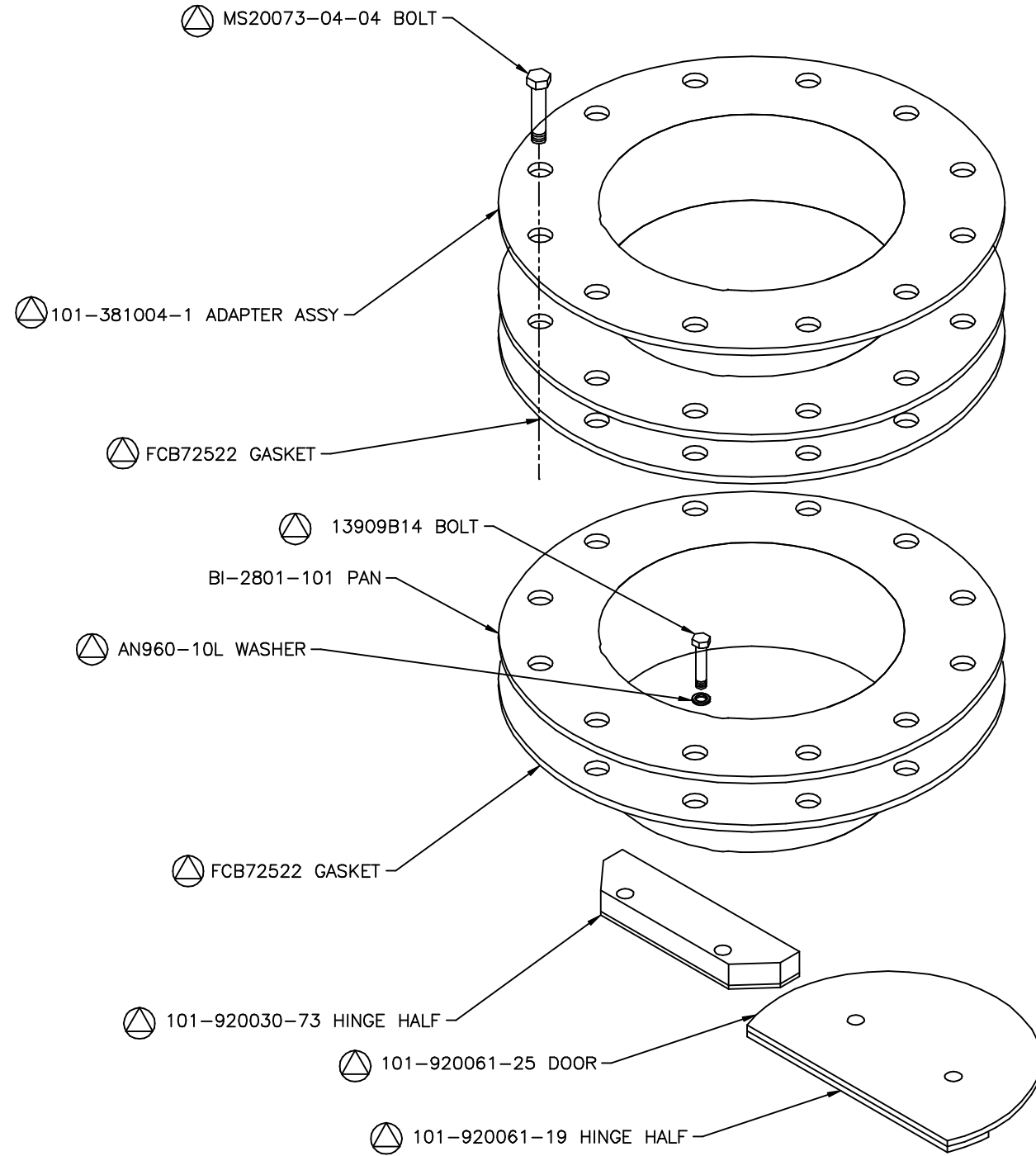
NOTES:

⊕ DENOTES SALVAGED ITEM

REVISIONS			
REV	DESCRIPTION	DATE	APPROVED



-101 PAN, FUEL POINT INSTL



-101 PAN, FUEL POINT INSTL

QTY REQD	PART OR IDENTIFYING NO.	NOMENCLATURE OR DESCRIPTION	MATERIAL SPECIFICATION	ZONE	FINISH	PART MARK	ITEM NO.
-	-101	PAN, FUEL POINT INSTALLATION		A3-1			1

PART DASH NO.		APPLICATION	USED ON	UNLESS OTHERWISE SPECIFIED ALL DIMENSIONS ARE IN INCHES	PROPRIETARY NOTICE	SCALE	DWG NO.	REV LTR
				-TOLERANCES- .X ± .1 .XX ± .03 .XXX ± .010 ANGULAR ± 2°	BUTTERFIELD INDUSTRIES PROPRIETARY RIGHTS ARE INCLUDED IN THE INFORMATION DISCLOSED HEREIN. NEITHER THIS DOCUMENT NOR THE INFORMATION DISCLOSED HEREIN SHALL BE REPRODUCED, USED OR PERMITTED TO BE REPRODUCED OR USED IN ANY MANNER WITHOUT THE WRITTEN PERMISSION OF BUTTERFIELD INDUSTRIES. THE FOREGOING DOES NOT APPLY TO VENDOR DATA.	NONE	BI-2801	NC

4

3

2

1

D

D

C

C

B

B

A

A